






Date	Shift	Time	Incinerable Waste (yellow Bags)				Autoclavable Waste					
			Cytotoxic Bags		Yellow Bags		Red Bags		White		Blue	
												
			Sharp Container		Metal Sharps		Card Boxes		Glass Sharps			
Nos	Kgs	Nos	Kgs	Nos	Kgs	Nos	Kgs	Nos	Kgs	Nos	Kgs	
01-11-2017	Mor	07:50	0	0	15	95.03	25	180	1	3	3	15
	Eve	01:30	0	0	25	154.81	24	174	2	4	5	25
02-11-2017	Mor	08:02	0	0	20	120	27	195	3	4	3	20
	Eve	01:00	1	2	20	120.1	21	150	1	3	4	20
03-11-2017	Mor	08:00	0	0	12	111.03	22	167.88	1	4.4	2	14.62
	Eve	01:20	0	0	24	142.24	26	221.99	2	5.84	5	29.74
04-11-2017	Mor	08:00	0	0	17	102.92	33	140	0	0	2	13.55
	Eve	01:30	0	0	18	95.67	12	90.99	3	12.59	6	33
05-11-2017	Mor	08:00	3	22.76	30	227.65	52	425.91	3	11.17	6	44.88
	Eve	01:37	0	0	3	12.47	4	18.67	0	0	1	8.87
06-11-2017	Mor	08:25	0	0	22	164.36	27	210.41	4	10.23	4	29.59
	Eve	00:00	0	0	0	0	0	0	0	0	0	0
07-11-2017	Mor	07:55	0	0	9	63.28	22	189.92	2	4.96	4	26.16
	Eve	01:42	1	5.57	22	122.43	32	209.37	4	10.79	9	64.18
08-11-2017	Mor	08:00	0	0	24	169.7	28	241.93	0	0	0	0
	Eve	01:00	0	0	14	85.79	27	175.42	5	18.71	8	61.32
09-11-2017	Mor	07:55	0	0	10	91.09	11	107.68	0	0	0	0
	Eve	01:00	1	6.45	21	135.53	35	248.15	4	9.85	7	45.93
10-11-2017	Mor	07:55	0	0	23	178.39	18	144.4	1	4.79	4	21.14
	Eve	01:23	1	9.49	7	49.17	27	288.16	3	8.57	3	26.16
11-11-2017	Mor	07:50	0	0	13	94.03	15	130.19	1	2.02	4	19.96
	Eve	01:00	1	6.74	20	134.81	41	311.13	2	5.51	1	9.24
12-11-2017	Mor	07:50	0	0	28	225.48	45	444.79	5	11.56	12	130.6
	Eve	01:26	0	0	0	0	0	0	0	0	0	0
13-11-2017	Mor	07:50	1	5.74	15	86.17	11	82.66	2	3.4	2	24.37
	Eve	01:46	0	0	16	103.3	35	245	5	17.9	6	29.7
14-11-2017	Mor	08:05	1	6.4	18	115.21	42	371.75	2	3.87	5	40.85
	Eve	01:00	1	6.78	7	47.44	6	44.7	3	6.13	4	27.02
15-11-2017	Mor	07:55	0	0	15	114.72	18	167.35	3	5.34	6	44.34
	Eve	01:10	3	16.31	24	130.48	43	355.2	5	13.54	3	13.84
16-11-2017	Mor	07:50	0	0	15	108.72	11	100.83	2	4.28	2	14.25
	Eve	01:45	0	0	11	64.64	35	254.7	0	0	3	12.47
17-11-2017	Mor	07:55	0	0	15	75.2	37	336.23	1	2.6	4	17.19
	Eve	01:55	0	0	24	148.51	21	143.23	2	5.65	11	86.48
18-11-2017	Mor	07:40	2	14.17	21	148.8	27	237.29	3	14.4	3	12.63
	Eve	01:30	0	0	8	61.37	14	113.1	9	37.61	0	0
19-11-2017	Mor	08:10	1	5.93	31	183.93	49	393.11	3	10.41	18	93.64
	Eve	00:00	0	0	0	0	0	0	0	0	0	0
20-11-2017	Mor	07:45	1	5.72	13	74.36	26	190.2	1	4.89	1	7.93
	Eve	01:45	0	0	10	49.45	10	54.6	5	15.37	1	7.05
21-11-2017	Mor	07:40	0	0	17	155.65	23	244.58	2	4.64	4	27.85
	Eve	01:55	2	12.5	13	81.28	25	205.14	2	4.66	5	30.41
22-11-2017	Mor	07:45	0	0	5	113.85	14	326.58	2	3.55	5	30.55
	Eve	12:50	0	0	8	125.64	7	127.87	2	7.52	4	25.13
23-11-2017	Mor	00:00	0	0	0	0	0	0	0	0	0	0
	Eve	04:25	0	0	14	267.16	20	436.07	3	10.63	7	50.82
24-11-2017	Mor	07:55	0	0	8	147.47	18	356.13	2	6.9	3	17.74
	Eve	12:10	1	9.6	7	67.21	7	108.99	4	10.52	18	108.75
25-11-2017	Mor	08:35	0	0	12	242.6	17	389.92	2	14.82	10	50.85
	Eve	01:40	0	0	4	38	4	45.66	1	3.86	2	7.88
26-11-2017	Mor	08:02	0	0	11	183.81	18	386.98	1	1.31	1	16.43
	Eve	00:00	0	0	0	0	0	0	0	0	0	0
27-11-2017	Mor	08:00	0	0	8	90.12	12	190.73	3	4.62	3	22.35
	Eve	04:20	0	0	6	99.3	5	77.78	1	3.08	1	5.45
28-11-2017	Mor	08:40	0	0	6	82.94	12	203.73	2	3.73	4	20.67
	Eve	01:15	1	13	8	103.96	9	127.34	0	0	3	27.19
29-11-2017	Mor	08:00	1	2.82	8	117.59	14	251.22	3	4.79	5	34
	Eve	01:40	0	0	6	96.75	11	187.23	3	4.75	0	0
30-11-2017	Mor	08:40	0	0	7	112.66	7	156.7	1	1.98	2	17.12
	Eve	01:40	0	0	9	150.31	13	273.91	3	6.08	7	58.77
Total			Total Bags	Total Cytotoxic Weight	Total Bags	Total Yellow Weight	Total Bags	Total Red Weight	Total Bags	Total (Containers) Metal sharps Weight	Total Bags	Total (Cardboard boxes) Glass sharp
	Mor		10	63.54	448	3796.8	681	6964.1	56	151.66	122	828.26
	Eve		13	88.44	349	2687.8	514	4688.4	74	226.16	124	814.4
	G. Total		23	151.98	797	6484.6	1195	11652.5	130	377.82	246	1642.66